

ARCH OPENING & TRANSOM EXTERIOR TRIM QUOTE FORM

***THIS FORM IS FOR QUOTING PURPOSES ONLY**

Determine the type of opening/transom and fill out form. For multiple arches fill out separate forms. Be sure to provide all necessary information:

- Maximum height and width for a one piece arch trim can not exceed 48"(h) x 96"(w) of (O.D.), this will be applied to both circle and arch (O.D.)
- If the requested arch or circle trim size exceeds 48"x96", the finished product will ship in multiple pieces to accommodate the size of the arch or circle trim needed.
- Cardboard template or CAD drawing **MUST** be submitted based on the inside opening dimensions. Mail to the following address:
Wausau Supply
ATTN: Customer Service
7102 Commerce Drive, Schofield, WI 54476
- Sign off drawing will be provided by Wausau Supply for your approval. Please send back approval with order.

Email Wausau Supply Company for ordering:
sales@wausausupply.com.

PROJECT INFORMATION:

Job Name or PO#: _____

CONTACT INFORMATION:

Business Name: _____

City: _____

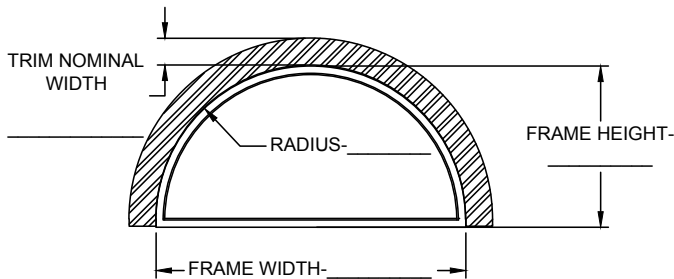
Contact Name: _____

Phone Number: _____

Email Address: _____

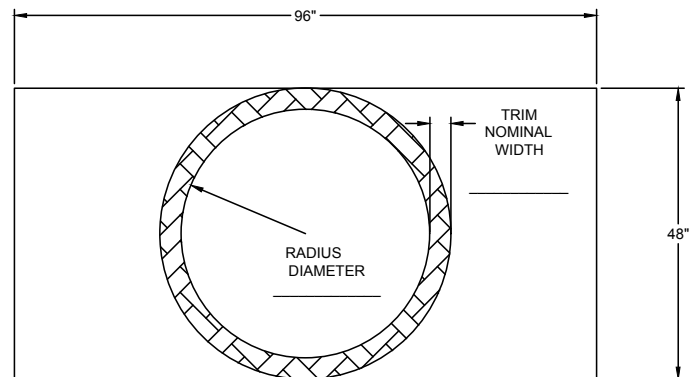
**Typical production lead time is about three weeks.*

**ALL custom trim orders are available in woodgrain only.*



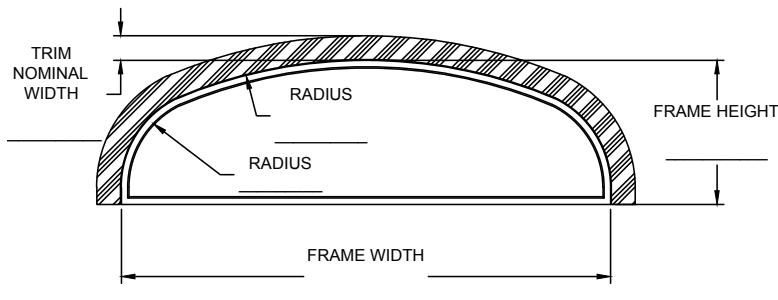
ARCH QTY: _____

COLOR: _____



ARCH QTY: _____

COLOR: _____



ARCH QTY: _____

COLOR: _____